

# Deep Speaker Vectors for Semi Text-independent Speaker Verification

Lantian Li<sup>1,3</sup>, Dong Wang<sup>1,2\*</sup> and Zhiyong Zhang<sup>1</sup>

\*Correspondence: wang-dong99@mails.tsinghua.edu.cn  
<sup>1</sup>CSLT, RIIT, Tsinghua University, 100084 Beijing, China  
 Full list of author information is available at the end of the article

## Abstract

Recent research shows that deep neural networks (DNNs) can be used to extract deep speaker vectors (d-vectors) that preserve speaker characteristics and can be used in speaker verification. This new method has been tested on text-dependent speaker verification tasks, and improvement was reported when combined with the conventional i-vector method.

This paper extends the d-vector approach to semi text-independent speaker verification tasks, i.e., the text of the speech is in a limited set of short phrases. We explore various settings of the DNN structure used for d-vector extraction, and present a phone-dependent training which employs the posterior features obtained from an ASR system. The experimental results show that it is possible to apply d-vectors on semi text-independent speaker recognition, and the phone-dependent training improves system performance.

## Keywords:

deep neural networks; speaker vector; speaker verification

## 1 Introduction

Speaker verification, also known as voiceprint recognition, is an important biometric authentication technique that has been widely used to verify speakers' identities. According to the text that are allowed to speak in enrollment and test, speaker verification systems can be categorized into either text-dependent or text-independent. While a text-dependent system requires the same words/sentences to be spoken in enrollment and test, a text-independent system permits any words to speak. This paper focuses on a semi text-independent scenario where the words for enrollment and test are constrained in a limited set of short phrases, e.g., 'turn on the radio'. With this limitation, people can speak different sentences in enrollment and test while the system performance is not significantly deteriorated, which makes the system more acceptable in practice.

Most of the successful approaches to speaker verification are based on generative models and with unsupervised learning, e.g., the famous Gaussian mixture model-universal background model (GMM-UBM) framework [9]. A number of advanced models have been proposed based on the GMM-UBM architecture, among which the i-vector model [4] [5] is perhaps the most successful. Despite the impressive success, the GMM-UBM model and the subsequent i-vector model share the intrinsic disadvantage of all unsupervised learning methods: the goal of the model training is to describe the distributions of the acoustic features, instead of discriminating speakers.

This problem can be solved in two directions. The first direction is to employ various discriminative models to enhance the generative framework. For example, the SVM model for GMM-UBMs [1], and the PLDA model for i-vectors [3]. All these approaches provide significant improvement over the baseline. Another direction is to look for more discriminative features, i.e., the features that are more sensitive to speaker change and largely invariant to change of other irrelevant factors, such as phone contents and channels [7]. However, the improvement obtained by the ‘feature engineering’ is much less significant compared to the achievements obtained by the discriminative models such as SVM and PLDA. A possible reason is that most of the features are human-crafted and thus tend to be suboptimal in practical usage.

Recent research on deep learning offers a new idea of ‘feature learning’. It has been shown that with a deep neural network (DNN), task-oriented features can be learned layer by layer from very raw features. For example in automatic speech recognition (ASR), phone-discriminative features can be learned from spectrum or filter bank energies (Fbanks). The learned features are very powerful and have defeated the conventional feature based on Mel frequency cepstral coefficients (MFCCs) that has dominated in ASR for several decades [8].

This favorable property of DNNs in learning task-oriented features can be utilized to learn speaker-discriminative features as well. A recent study shows that this is possible at least in text-dependent tasks [2]. The authors constructed a DNN model and set the training objective as to discriminate a set of speakers, and for each frame, the speaker-discriminative features were read from the activations of the last hidden layer. They tested the method on a foot-print text-dependent speaker verification task (only a short phrase ‘ok, google’). The experimental results showed that reasonable performance can be achieved with the DNN-based features, although it is still difficult to compete with the i-vector baseline.

In this paper, we extend the application of the DNN-based feature learning approach to semi text-independent tasks, and present a phone-dependent training which involves phone posteriors obtained from an ASR system in the training. The experimental results show that the DNN-based feature learning works well on text-independent tasks, actually even better than on text-dependent tasks, and the phone-dependent training offers marginal but consistent gains.

The rest of this paper is organized as follows. Section 2 describes the related work, and Section 3 presents the DNN-based speaker feature learning. The experiments are presented in Section 4, and Section 5 concludes the paper.

## 2 Related work

This paper follows the work in [2]. The difference is that we extend the application of the DNN-based feature learning approach to semi text-independent tasks, and we introduce a phone-dependent training. Due to the mismatched content of the enrollment and test speech, our task is more challenging.

The DNN model has been employed in speaker verification in other ways. For example, in [6], DNNs trained for ASR were used to replace the UBM model to derive the acoustic statistics for i-vector model training. In [10], a DNN was used to replace PLDA to improve discriminative capability of i-vectors. All these methods rely on the generative framework, i.e., the i-vector model. The DNN-based feature

learning presented in this paper is purely discriminative, without any generative model involved.

### 3 DNN-based feature learning

This section presents the DNN-based feature learning. We first describe the main structure of the model and the learning process, and propose the phone-dependent learning. Finally the difference between the i-vector approach and the DNN-based approach is discussed.

#### 3.1 DNN-based feature extraction

It is well-known that DNNs can learn task-oriented features from raw features layer by layer. This property has been employed in ASR where phone-discriminative features are learned from very low-level features such as Fbanks or even spectrum [8]. It has been shown that with a well-trained DNN, variations irrelevant to the learning task are gradually eliminated when the input feature is propagated through the DNN structure layer by layer. This feature learning is so powerful that in ASR, the primary Fbank feature has defeated the MFCC feature that was carefully designed by people and has dominated in ASR for several decades.

This property can be also employed to learn speaker-discriminative features. Actually researchers have put much effort in looking for features that are more discriminative for speakers [7], but the effort is mostly vain and the MFCC is still the most popular choice. The success of DNNs in ASR suggests a new direction that speaker-discriminative features can be learned from data instead of crafted by hand. The learning can be easily done and the process is rather similar as in ASR, with the only difference that in speaker verification, the learning goal is to discriminate different speakers.

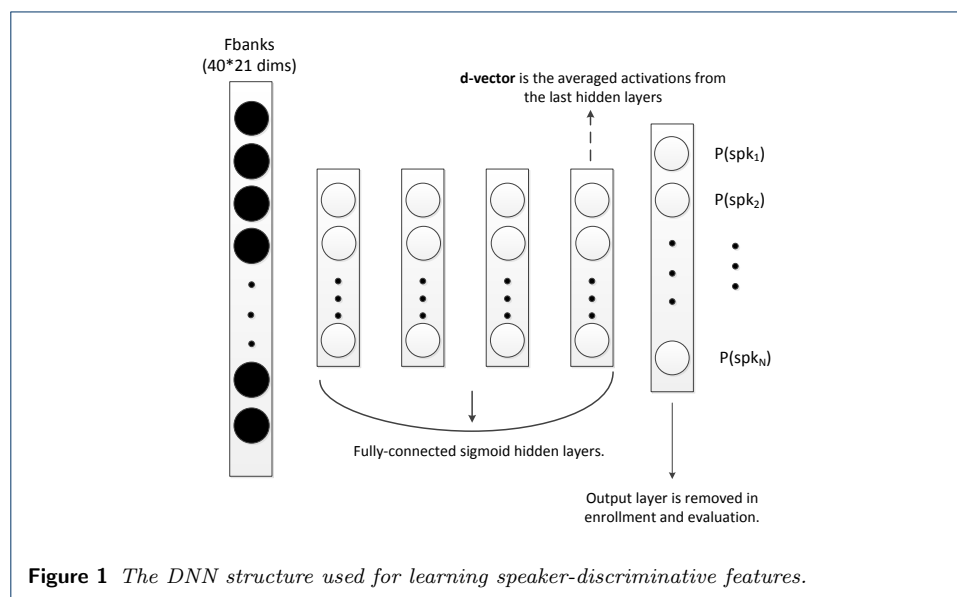


Figure 1 presents the DNN structure used for the speaker-discriminative feature learning. Following the convention of ASR, the input layer involves a window of 40-dimensional Fbanks. In this work, the window size is set to 21, which was found

to be optimal in our work. There are 4 hidden layers, and each consists of 200 units. The units of the output layer correspond to the speakers in the training data, and the number is 80 in our experiment. The 1-hot encoding scheme is used to label the target, and the training criterion is set to cross entropy. The learning rate is set to 0.008 at the beginning, and is halved whenever no improvement on a cross-validation (CV) set is found. The training process stops when the learning rate is too small and the improvement on the CV set is too marginal.

Once the DNN has been trained successfully, the speaker-discriminative features can be read from any hidden layer. More the layer is close to the output, more the features are speaker-discriminative. Our experiments show that features extracted from the last hidden layer perform the best, which is similar to the observation in [2].

In the test phase, the features are extracted for all the frames of the given utterance, and the features are averaged to form a speaker vector. Following the nomenclature in [2], we call this speaker vector as ‘d-vector’. Similar to i-vectors, a d-vector represents the speaker identity of an utterance in the speaker space. The same methods used for i-vectors can be used for d-vectors to conduct the test, for example by computing the cosine distance or applying PLDA.

### 3.2 Phone-dependent training

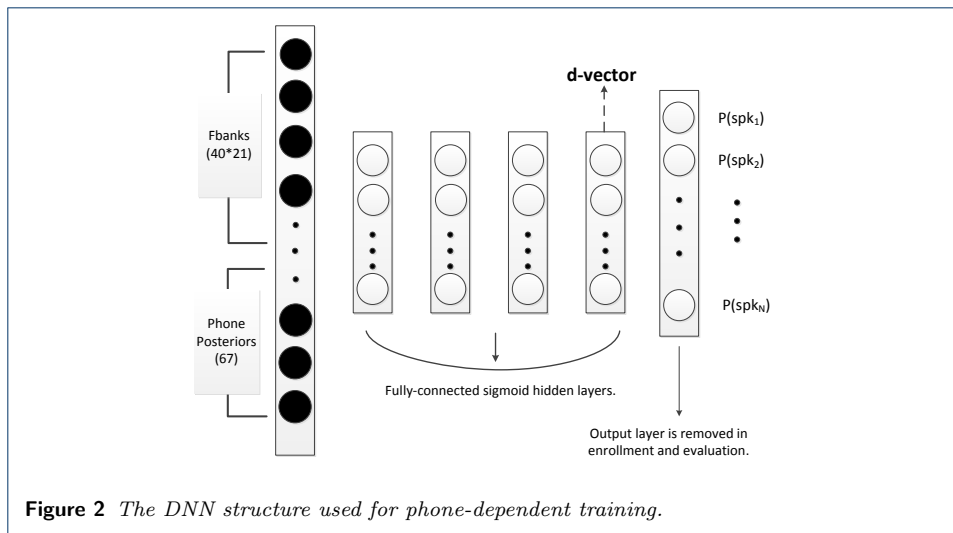
A potential problem of the DNN-based speaker-discriminative feature learning described in the previous section is that it is a ‘blind learning’, i.e., the features are learned from raw data without any prior information. This means that the learning purely relies on the complex deep structure of the DNN model and a large amount of data to discover speaker-discriminative patterns. If the training data is abundant, this is often not a problem; however in tasks with a limited amount of data, for instance the semi text-independent task in our hand, this blind learning tends to be difficult because there are too many speaker-irrelevant variations involved in the raw data, particularly phone contents.

A possible solution is to inform the DNN which phone the current input frame belongs to. This can be simply achieved by adding a phone indicator in the DNN input. However, it is often not easy to get the phone alignment for the speech data. An alternative to the phone indicator is a vector of phone posterior probabilities, which can be easily obtained from any phone discriminant model. In this work, we choose a DNN model that was trained for an ASR system to produce the phone posteriors. Figure 2 illustrates the DNN structure with the phone posterior vector involved in the input. The training process for the new structure does not change.

We note that this phone-dependent training is more important for text-independent recognition. For the text-dependent recognition, the acoustic features are limited in a small set of phones, and so involving the phone information in the training does not help much.

### 3.3 Comparison between i-vectors and d-vectors

The two kinds of speaker vectors, the d-vector and the i-vector, are fundamentally different. I-vectors are based on a linear Gaussian model, for which the learning is unsupervised and the learning criterion is maximum likelihood on acoustic features.



In contrast, d-vectors are based on neural networks, for which the learning is supervised, and the learning criterion is maximum discrimination for speakers. This difference in model structures and learning methods leads to significant different properties of these two vectors.

First, the i-vector is ‘descriptive’, which represents the speaker by constructing a GMM (derived from the i-vector) to fit the acoustic features. In contrast, the d-vector is ‘discriminative’, which represents the speaker by removing speaker-irrelevant variance.

Second, the i-vector can be regarded as a ‘global’ speaker description, which is inferred from ‘all’ the frames of an utterance; however the d-vector is a ‘local’ description, which is inferred from ‘each’ frame, and only the context information is used in the inference. This means that the d-vector tends to be more superior with a short utterance, while the i-vector tends to perform better with a relative long utterance.

Third, the i-vector approach more relies on the enrollment data to form a reasonable distribution that can be used to discriminate different speakers; whereas the d-vector approach more relies on the ‘universal’ data to learn speaker-discriminative features. This means that a large amount of training data (labelled with speakers) is much more important and useful for the d-vector approach.

## 4 Experiments

### 4.1 Database

The experiments are performed on a database that involves a limited set of short phrases. The entire database contains recordings of 10 short phrases from 100 speakers (gender balanced), and each phrase contains 2 ~ 5 Chinese characters. For each speaker, every phrase is recorded 15 times, amounting to 150 utterances per speaker.

The training set involves 80 randomly selected speakers, which results in 12000 utterances in total. To prevent over-fitting, a cross-validation (CV) set containing 1000 utterances is selected from the training data, and the remaining 11000 utterances are used for model training, including the DNN model in the d-vector

approach, and the UBM, the T matrix, the LDA and PLDA model in the i-vector approach.

The evaluation set consists of the remaining 20 speakers. In the text-dependent experiment, the evaluation is performed for each particular phrase; and in the semi text-independent experiment, all the utterances in the evaluation set (3000 in total) are cross evaluated, resulting in 223500 target trials and 4275000 non-target trials.

#### 4.2 Text-dependent recognition

The first experiment investigates the performance of the d-vector approach on text-dependent speaker verification tasks, and compare it to the i-vector approach. A similar work has been reported in [2], here we just reproduce that work and propose some improvement by leveraging text-independent data.

For clearance, we report the results on two randomly selected phrases, denoted by P1 and P2 respectively. For each phrase, the corresponding utterances are selected from the training set to train the i-vector system and the d-vector system respectively, and the corresponding utterances in the evaluation set are selected to perform the test. This means that the training data for each phrase consists of 1200 utterances, and the test consists of 300 utterances. For the i-vector system, the number of Gaussian mixtures of the UBM is 64, and the i-vector dimension is 200. These values have been chosen to optimize the performance. The DNN architecture for the d-vector system has been shown in Section 3. For a fair comparison, the dimension of the d-vector is set to 200 as well.

The tests are based on three metrics: the basic cosine distance, the cosine distance after LDA reduction, and the PLDA score. The dimension of the LDA projection space is set to 80. Table 1 reports the results in terms of equal error rate (EER). It can be seen that the d-vector system obtains reasonable performance, however, the results are much worse than those with the i-vector system. Similar observations have been reported in [2].

	Phrase	EER%		
		Cosine	LDA	PLDA
i-vector	P1	4.91	4.62	4.05
d-vector	P1	12.05	9.52	10.76
i-vector	P2	3.86	3.10	2.76
d-vector	P2	8.86	7.00	8.90

**Table 1** EER results on the text-dependent recognition task. The results with two phrases are reported.

As discussed in Section 3, the d-vector approach relies on a large amount of data to learn speaker-discriminative features, and the learning is largely independent of speech content. This property can be used to improve the d-vector system, by borrowing data from text-independent tasks to train the DNN. The results are reported in Table 2. It can be observed that with more training data, the performance is generally improved, despite that the extra data are recordings of other phrases. Another observation is that with more training data, the PLDA model tend to be less effective. This can be possibly explained by the fact that the d-vectors are derived from activations of neural network units and so probably does not fit a linear Gaussian model that PLDA assumes.

Phrase	Training	EER%		
		Cosine	LDA	PLDA
P1	P1	12.05	9.52	10.76
P1	P1,P2	11.57	8.29	10.57
P1	P1,P2,...,P15	11.14	8.14	11.00
P2	P2	8.86	7.00	8.90
P2	P1,P2	7.95	5.81	6.91
P2	P1,P2,...,P15	8.33	5.43	7.95

**Table 2** EER results of the d-vector system trained with additional text-independent data.

#### 4.3 Semi text-independent recognition

This experiment examines the d-vector approach on the semi text-independent task. Again we compare it with the i-vector system. The dimension of both the i-vector and the d-vector is fixed to 200. In order to have the two systems involve the same amount of parameters, the number of Gaussian components of the i-vector system is set to 128. Again, the dimension of the LDA projection space is set to 80. For the d-vector system, all the utterances in the training dataset are used to train the DNN model.

	cosine	LDA	PLDA	NLDR
i-vector	19.32	11.09	8.70	-
d-vector	13.58	13.07	15.45	12.79

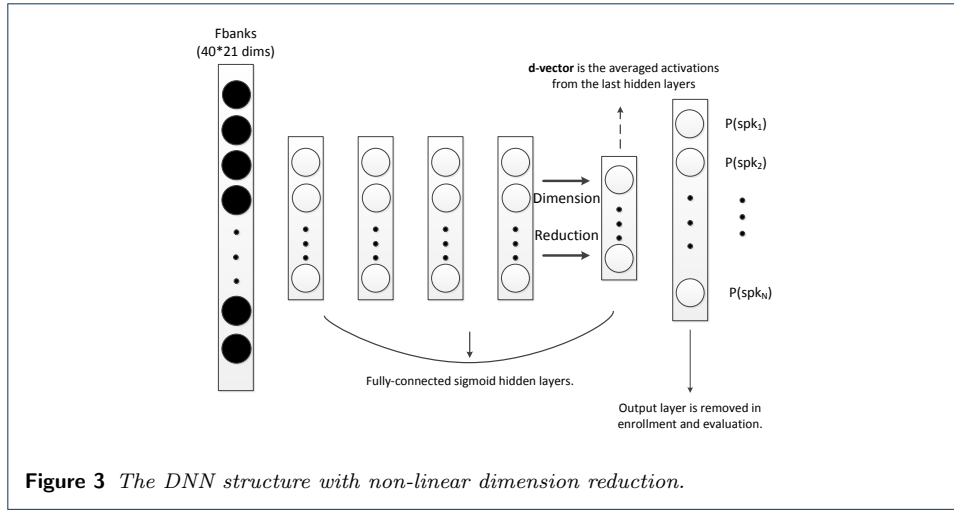
**Table 3** EER results on the semi text-independent recognition task. ‘NLDR’ stands for ‘non-linear dimension reduction’.

The results of the two systems are reported in Table 3. It can be observed that with the simple cosine distance, the d-vector system outperforms the i-vector system in a significant way. This demonstrates that the discriminatively learned d-vectors are highly effective and more discriminative for speakers when compared with the generatively learned i-vectors. However, when the discriminative normalization methods (LDA and PLDA) are employed, the performance of the i-vector system is significantly improved and better than that of the d-vector system. The discriminative methods contribute very little to the d-vector system. This is not surprising, as the d-vectors themselves have been discriminative already.

Nevertheless, the slight improvement with LDA suggests that there is some redundancy in the 200 dimensions of the d-vectors, and so dimension reduction might be helpful. Motivated by this idea, a new hidden layer with a small number of units is inserted into the DNN structure, as shown in Figure 3. The dimension of the new layer is set to 100, which is the best choice in our test. Compared to LDA, this approach can be regarded as a non-linear dimension reduction (NLDR) conducted within the DNN structure. Additional performance is achieved with this method, as has been shown in the last column of Table 3.

#### 4.4 Phone-dependent training

In this experiment, the phone posteriors are included in the input of the DNN structure, as shown in Figure 2. The phone posteriors are produced by a DNN model that was trained for ASR with a Chinese database consisting of 6000 hours of speech data. The phone set consists of 66 toneless initial and finals in Chinese, plus the silence phone. The results are shown in the third row of Table 4. It can be seen that the phone-dependent training leads to marginal but consistent performance improvement for the d-vector system. The NLDR approach is also applied, and an additional gain is obtained.



	PDTR	cosine	LDA	PLDA	NLDR
i-vector	-	19.32	11.09	8.70	-
d-vector	-	13.58	13.07	15.45	12.79
d-vector	+	13.21	12.76	15.48	12.55

**Table 4** EER results on the semi text-independent recognition task with phone-dependent training. ‘PDTR’ stands for ‘phone-dependent training’, and ‘NLDR’ stands for ‘non-linear dimension reduction’.

#### 4.5 Combination system

Following [2], we combine the best i-vector system (PLDA) and the best d-vector system (NLDR with phone-dependent training). The combination is simply done by interpolating the scores obtained from the two systems:  $\alpha s_{iv} + (1 - \alpha) s_{dv}$ , where  $s_{iv}$  and  $s_{dv}$  are scores from the i-vector and d-vector systems respectively, and  $\alpha$  is the interpolation factor.

The EER results with various  $\alpha$  are drawn in Figure 4, and the best result is given in Table 5. It can be seen that the combination leads to the best performance we can obtain so far.

		EER%
i-vector	PLDA	8.70
d-vector	PDTR+NLDR	12.55
combination		7.14

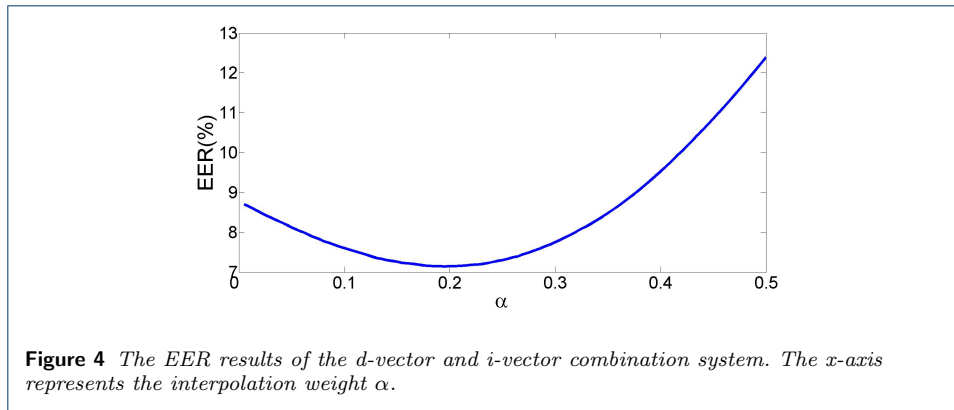
**Table 5** Performance of combination of the i-vector and d-vector system by score fusion. ‘NLDR’ stands for ‘non-linear dimension reduction’.

## 5 Conclusions

This paper investigated the DNN-based feature learning for speaker recognition, and studied the performance of this approach on a semi text-independent speaker verification task. The experimental results demonstrated that this approach (d-vectors) can offer reasonable performance, and outperformed the i-vector baseline with simple cosine distance. However, when discriminative normalization methods such as LDA and PLDA are applied, the i-vector approach exhibits better performance.

Although it has not beat the i-vector approach at present, the d-vector approach is quite promising. We argue that an obvious advantage of the i-vector system is that it smartly combines the power of generative models (GMM) and discriminative models





(LDA, PLDA), which the current d-vector approach has to learn. Nevertheless, as has been demonstrated in this paper, the d-vector approach is potential in learning speaker-discriminative features with large amounts of universal data, which is a big advantage compared to the i-vector approach for which the universal data is used for inferring the speaker space only. Another merit with the d-vector approach is the local learning property, which enables speaker characters being identified with very short utterances. This is impossible for the i-vector approach which requires much more data to infer the speaker characters.

The future work involves investigating strong statistical models for d-vectors. The current average-based accumulation is too simple to model the statistical property of speakers' behavior, which is a major shortage compared to the i-vector model. Another work is to utilize more universal data to learn speaker-discriminative features, and test on large scale text-independent tasks.

## Acknowledgement

This research is supported by Pachira.

# Author details

<sup>1</sup>CSLT, RIIT, Tsinghua University, 100084 Beijing, China. <sup>2</sup>TNList, Tsinghua University, 100084 Beijing, China.

<sup>3</sup>Beijing University of Posts and Telecommunications, 100084 Beijing, China.

# References

1. W. Campbell, D. Sturim, and D. Reynolds, "Support vector machines using gmm supervectors for speaker verification," *Signal Processing Letters, IEEE*, vol. 13, no. 5, pp. 308–311, 2006.
2. V. Ehsan, L. Xin, M. Erik, L. M. Ignacio, and G.-D. Javier, "Deep neural networks for small footprint text-dependent speaker verification," *IEEE International Conference on Acoustic, Speech and Signal Processing (ICASSP)*, vol. 28, no. 4, pp. 357–366, 2014.
3. S. Ioffe, "Probabilistic linear discriminant analysis," *Computer Vision ECCV 2006, Springer Berlin Heidelberg*, pp. 531–542, 2006.
4. P. Kenny, G. Boulianne, P. Ouellet, and P. Dumouchel, "Joint factor analysis versus eigenchannels in speaker recognition," *IEEE Transactions on Audio, Speech, and Language Processing*, vol. 15, pp. 1435–1447, 2007.
5. —, "Speaker and session variability in gmm-based speaker verification," *IEEE Transactions on Audio, Speech, and Language Processing*, vol. 15, pp. 1448–1460, 2007.
6. P. Kenny, V. Gupta, T. Stafylakis, P. Ouellet, and J. Alam, "Deep neural networks for extracting baum-welch statistics for speaker recognition," *Odyssey*, 2014.
7. T. Kinnunen and H. Li, "An overview of text-independent speaker recognition: From features to supervectors," *Speech communication*, vol. 52, no. 1, pp. 12–40, 2010.
8. J. Li, D. Yu, J. Huang, and Y. Gong, "Improving wideband speech recognition using mixed-bandwidth training data in cd-dnn-hmm," *SLT*, pp. 131–136, 2012.
9. D. Reynolds, T. Quatieri, and R. Dunn, "Speaker verification using adapted gaussian mixture models," *Digital Signal Processing*, vol. 10, no. 1, pp. 19–41, 2000.
10. J. Wang, D. Wang, Z.-W. Zhu, T. Zheng, and F. Song, "Discriminative scoring for speaker recognition based on i-vectors," *APSIPA*, 2014.